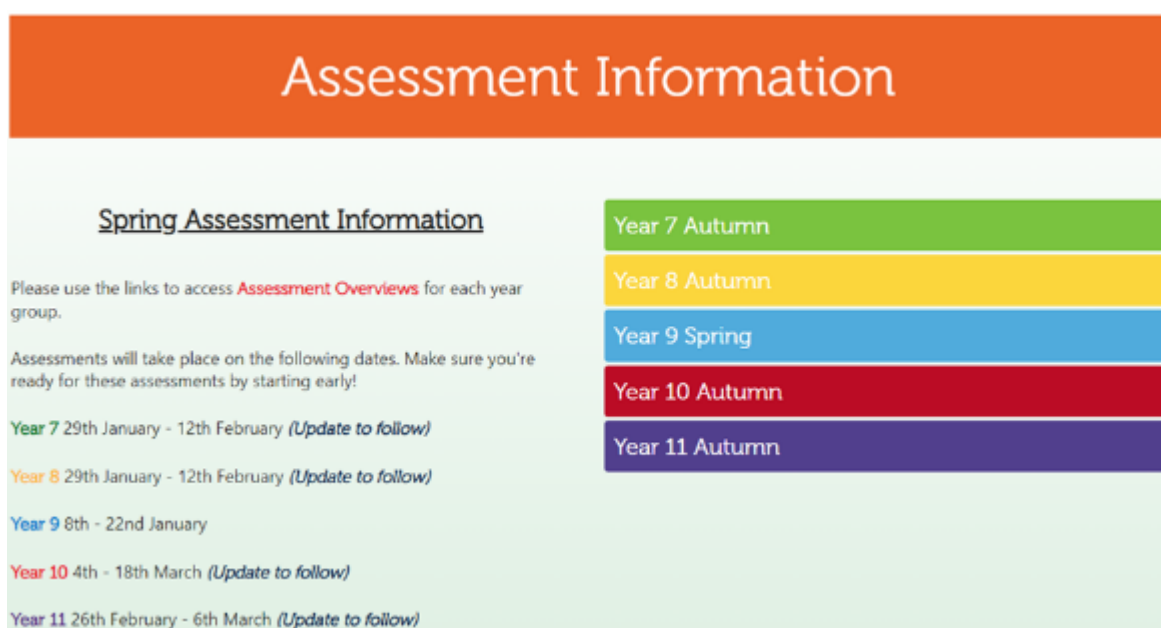


18th December 2023

Dear parents and carers,

I hope that you're all well. In my previous letter I informed you of the dates of the upcoming Year 9 assessments. I write to you today with more information about where to find useful revision resources and support.

The assessment window officially begins on January 8th, 2024, however, given that we will just be returning from Christmas, many subjects will begin the new term with an opportunity for some revision. Each department has uploaded guidance onto Student POD to support your child with revision. The resources can be found by clicking the "Assessment Information" button on the home page and then selecting "Year 9 Spring".



Assessment Information

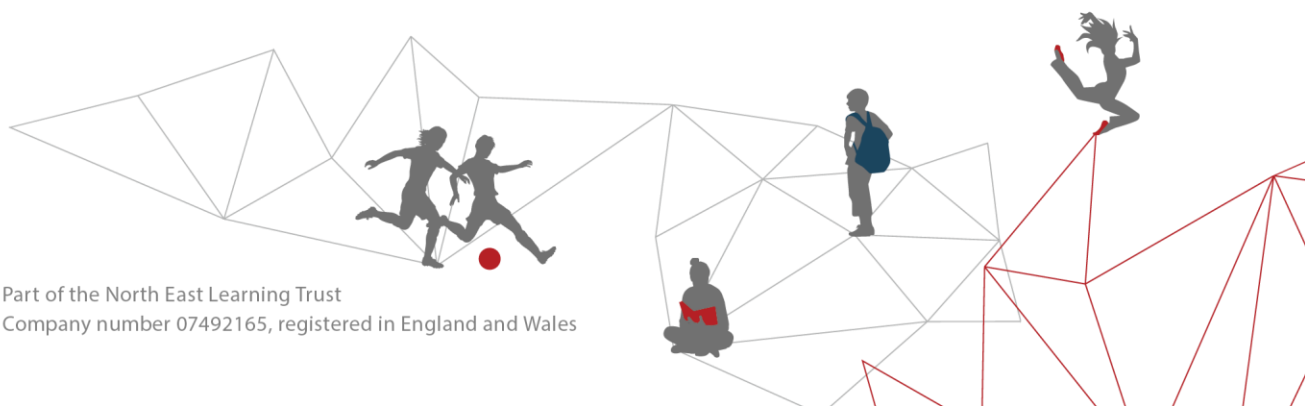
Spring Assessment Information

Please use the links to access **Assessment Overviews** for each year group.

Assessments will take place on the following dates. Make sure you're ready for these assessments by starting early!

Year 7 29th January - 12th February (<i>Update to follow</i>)	Year 7 Autumn
Year 8 29th January - 12th February (<i>Update to follow</i>)	Year 8 Autumn
Year 9 8th - 22nd January	Year 9 Spring
Year 10 4th - 18th March (<i>Update to follow</i>)	Year 10 Autumn
Year 11 26th February - 6th March (<i>Update to follow</i>)	Year 11 Autumn

There you will find an assessment overview for each subject to guide revision. Below is an example from English.



ASSESSMENT OVERVIEW

ENGLISH YEAR 9

WHAT TO EXPECT

WRITING OF A NARRATIVE STORY INDEPENDENTLY IN TIMED CONDITIONS

KEY WORDS TO LEARN

YOUR KEY VOCAB THIS HALF-TERM: NOSTALGIC, SURREAL, DYSTOPIAN, DESOLATE, BARREN, IMMACULATE, MURMUR, CONCEALED, AMBIGUOUS, MENACING

IMPORTANT KNOWLEDGE

1. NARRATIVE STRUCTURES – WHAT SHOULD A GOOD STORY LOOK LIKE?
2. KNOW HOW TO MATCH TO TASK, PURPOSE AND AUDIENCE. WHAT VOCABULARY IS IMPORTANT? HOW WILL YOU CREATE A STORY THAT MATCHES THE THEME / GENRE?
3. KNOW SOME GREAT VOCABULARY!
4. CONSIDER YOUR LANGUAGE TECHNIQUES: PATHETIC FALLACY, PERSONIFICATION, ETC.

TOP TIPS FOR REVISION

GET ORGANISED!

Set goals and make your revision manageable. Take regular breaks

ASK FOR HELP

Don't stress if there's anything you don't understand. Ask your teacher

NO DISTRACTIONS

Try and find a quiet place to work. Switch off your phone if you can

EXERCISE

Healthy body = Healthy mind. Take regular breaks and go for a walk

GET LOTS OF SLEEP

A good sleep of 7-9 hours every night will help you to retain information

ASSESSMENT WINDOW
SPRING TERM
21st - 22nd JANUARY


[LINK TO STUDENT POD ROAD TO REVISION](#)

Students also have access to Knowledge Organisers on POD which contain all of the key information which needs to be learned. If your child struggles with revision, there are also lots of ideas and resources to help you.

Whilst I appreciate that we all need to relax over the Christmas break and switch off for a while, I thought it important to share this information now so that revision can be planned as soon as we return. I am also aware that we do have some students who may wish to get started towards the end of the break. This will be the final set of assessments your child takes before they select their options, and it is important that they do their best.

Thank you for your ongoing support in ensuring that they prepare for the upcoming tests. If you have any questions or concerns, then please don't hesitate to get in touch.

With kind regards,



Nicky Falconer
Head of School