




# Saturday Art Club

Exquisite corpse  
A task for 2-3 people

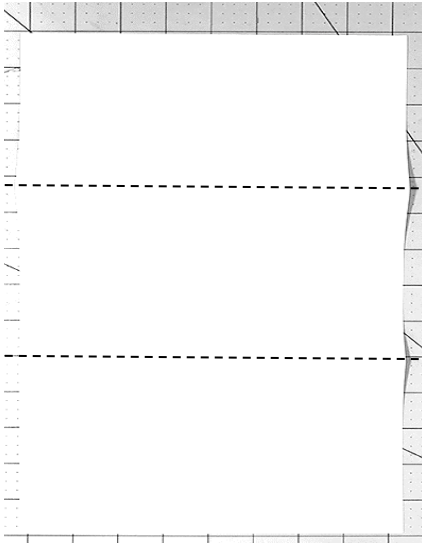


# Activity 1: Exquisite Corpse


**Exquisite corpse**, also known as **exquisite cadaver** is a method by which a collection of images are put together to create one crazy character.

Each collaborator/person adds to a drawing in sequence, by being allowed to see only the end of what the previous person has drawn.


1



First fold your paper in to three equal parts.

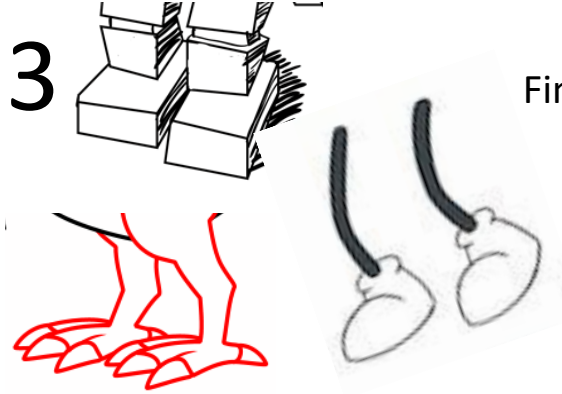


2

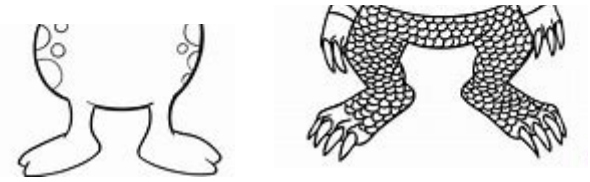


In the top box you draw the head. Make sure you extend the neck lines a little onto the next box so that when folded the next person knows where to start the shoulders and torso. Fold over the top section so the second person can not see your ideas.

3



Finally your character needs some legs!



5

Now for the best bit, it's time to unfold your creation!

6



You can then add colour and pattern to make your character more interesting.

I can't wait to see your creations!  
Take a photo and email to the art department  
[murron.winship@easingtonacademy.co.uk](mailto:murron.winship@easingtonacademy.co.uk)  
Your work may feature in our online gallery!



# Ideas

You could try to add a theme or key word

- Animals
- Insects
- Disney characters
- Favourite book or film

Have fun and get your grown ups to join in too!

